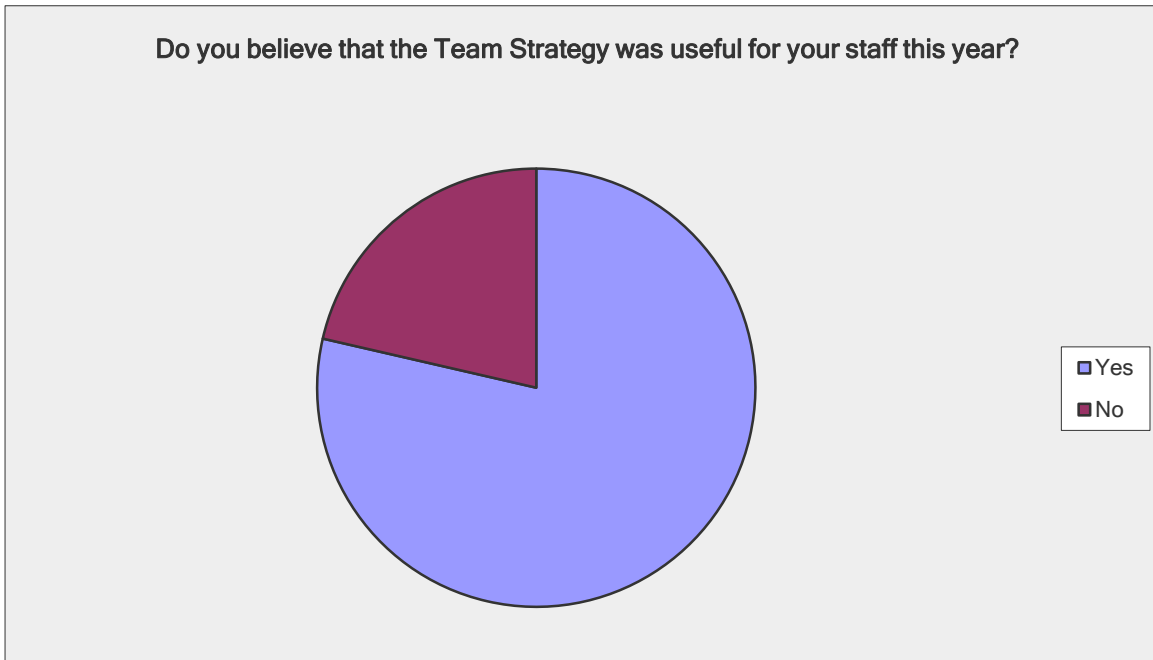


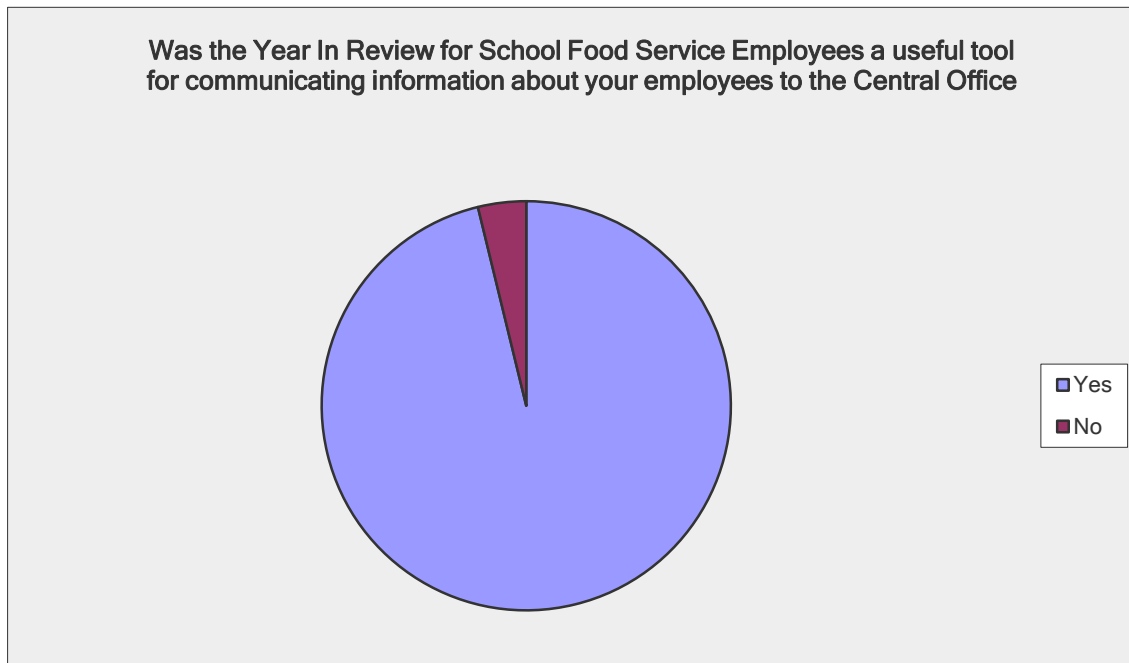
Evaluation Process FY13

Do you believe that the Team Strategy was useful for your staff this year?		
Answer Options	Response Percent	Response Count
Yes	78.6%	125
No	21.4%	34
Comment		13
<i>answered question</i>		159
<i>skipped question</i>		0



Evaluation Process FY13

Was the Year In Review for School Food Service Employees a useful tool for communicating information about your employees to the Central Office		
Answer Options	Response Percent	Response Count
Yes	96.2%	153
No	3.8%	6
Comments		6
<i>answered question</i>		159
<i>skipped question</i>		0

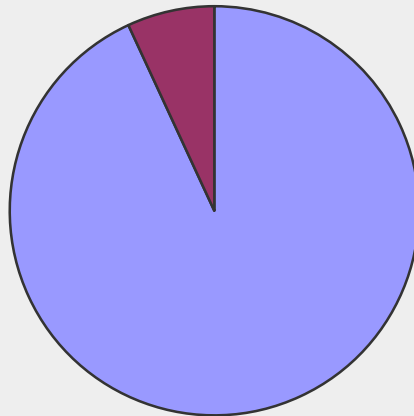


Evaluation Process FY13

Do you believe the Year in Review for School Food Service Managers was a helpful tool to communicate your accomplishments to the Central Office?

Answer Options	Response Percent	Response Count
Yes	93.1%	148
No	6.9%	11
Comment		7
<i>answered question</i>		159
<i>skipped question</i>		0

Do you believe the Year in Review for School Food Service Managers was a helpful tool to communicate your accomplishments to the Central Office?



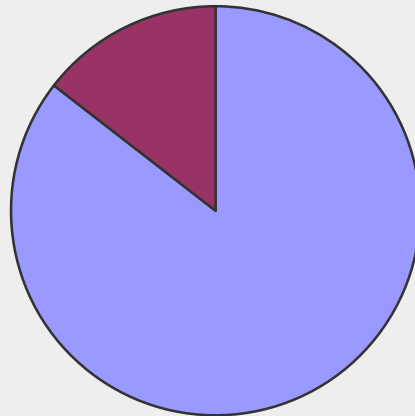
■ Yes
■ No

Evaluation Process FY13

Do you believe you received communications throughout the year regarding the items that were being tracked in the Central Office? (i.e. inventory, production records, meeting

Answer Options	Response Percent	Response Count
Yes	85.5%	136
No	14.5%	23
Comments		15
	<i>answered question</i>	159
	<i>skipped question</i>	0

Do you believe you received communications throughout the year regarding the items that were being tracked in the Central Office? (i.e. inventory, production records, meeting attendance, etc.)



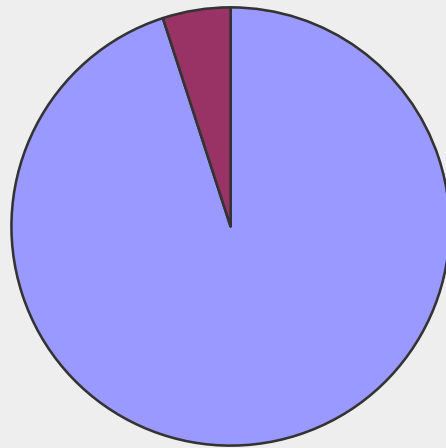
■ Yes
■ No

Evaluation Process FY13

Do you believe you received enough communications throughout the year about the evaluation process?

Answer Options	Response Percent	Response Count
Yes	95.0%	151
No	5.0%	8
Comment		4
<i>answered question</i>		159
<i>skipped question</i>		0

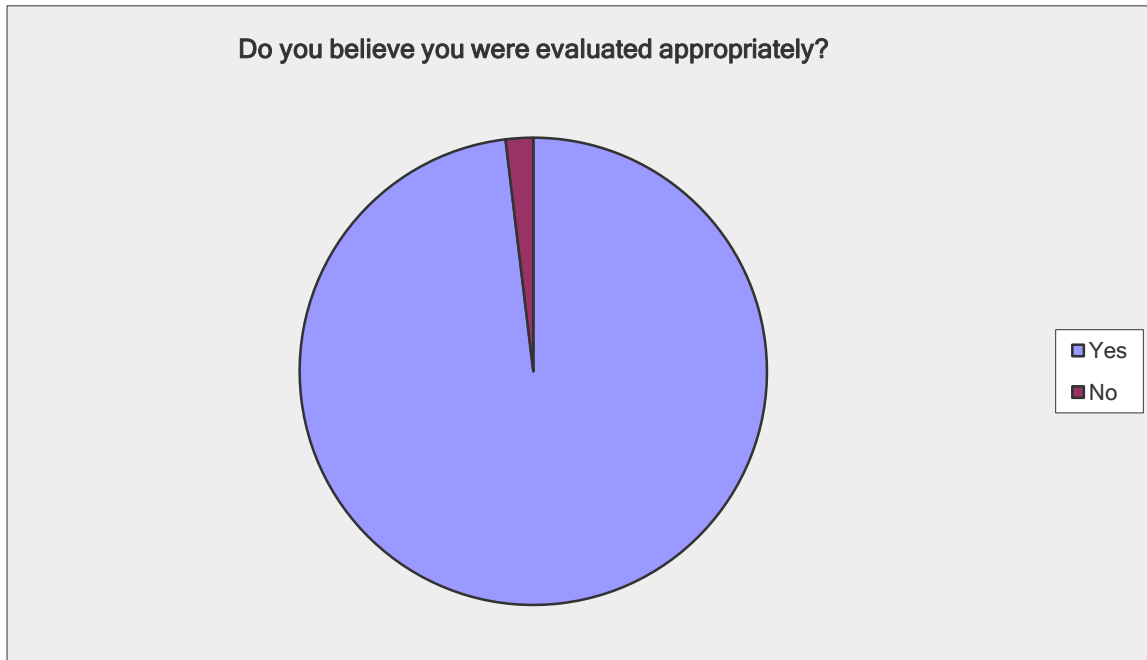
Do you believe you received enough communications throughout the year about the evaluation process?



■ Yes
■ No

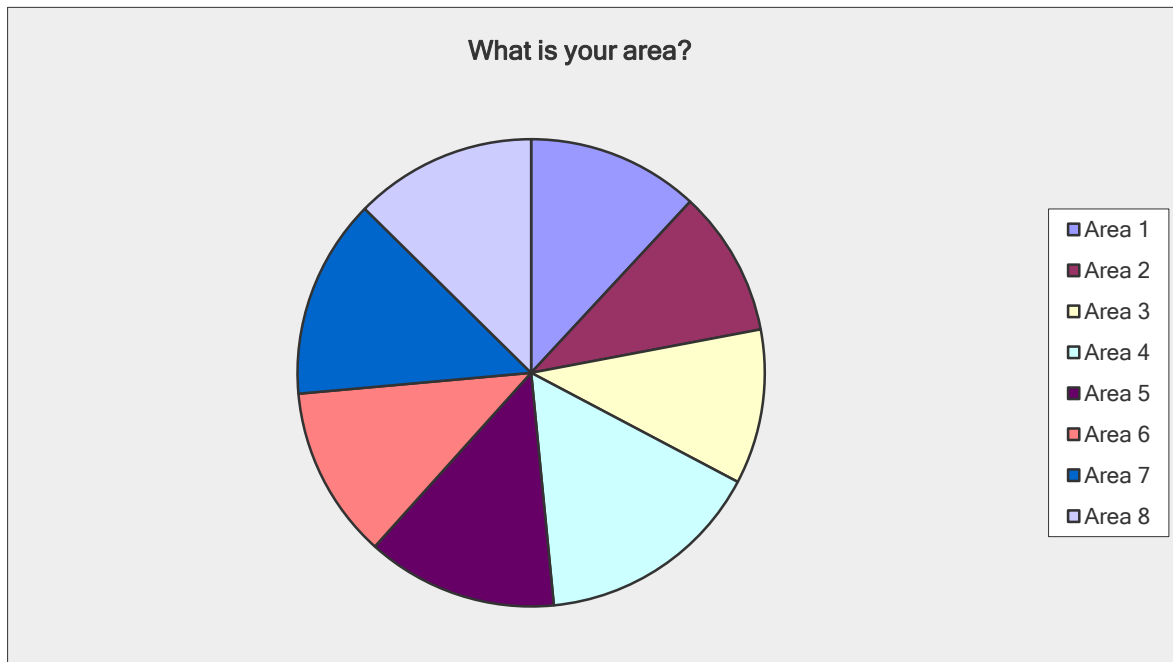
Evaluation Process FY13

Do you believe you were evaluated appropriately?		
Answer Options	Response Percent	Response Count
Yes	98.1%	156
No	1.9%	3
Comments		5
	<i>answered question</i>	159
	<i>skipped question</i>	0



Evaluation Process FY13

What is your area?		
Answer Options	Response Percent	Response Count
Area 1	11.9%	19
Area 2	10.1%	16
Area 3	10.7%	17
Area 4	15.7%	25
Area 5	13.2%	21
Area 6	11.9%	19
Area 7	13.8%	22
Area 8	12.6%	20
<i>answered question</i>		159
<i>skipped question</i>		0



Evaluation Process FY13

Please list below any recommendations you may have to improve upon the evaluation process for next year.

Answer Options	Response Count
	36
<i>answered question</i>	36
<i>skipped question</i>	123